
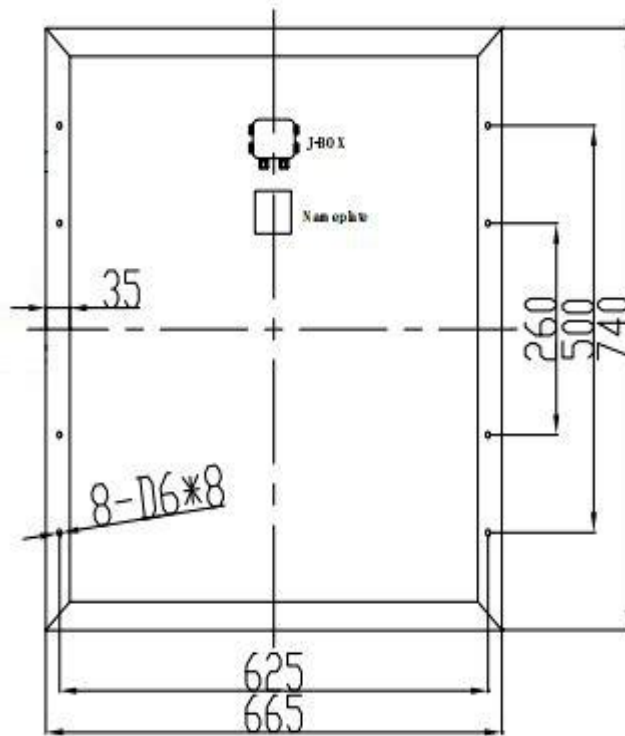


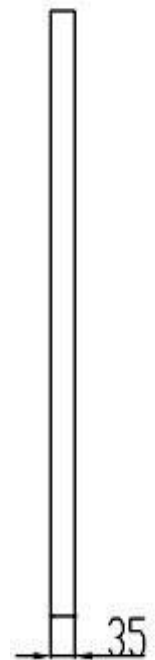
Front



Rear



Section



**Dimensions:**

740 x 665 x 35 mm  
Weight: 6.0 kg (NET)

**Technical specification:**

Laminate: Glass / EVA / TPE (tedlar / PET / tedlar) or TPT (white backsheet).  
Front: High-transmission 3.2mm tempered glass  
Rear: TPT/TPE  
Cells: 36 multi-Si cells  
Frame: Clear anodized aluminium frame  
Output: Junction box (optional with cable)

**Electrical data (at STC\*):**  $P_{mpp}$ : 70 W\* ( $\pm 10\%$ ) /  $V_{mpp}$ : 18 V\* /  $I_{mpp}$ : 3.89 A\* /  $V_{oc}$ : 22.3 V\* /  $I_{sc}$ : 4.24 A\*

Operation temperature range: -40°C ~ 85°C  
NOCT: 48 °C  $\pm$  3 °C  
Temp. coeff. of  $I_m$ : + 0.1 % / °C  
Temp coeff. of  $V_m$ : -0.38 % / °C

\*: Standard Test Conditions (1000W/m<sup>2</sup>, 25°C, 1.5 AM).

<b>SOLARC Innovative Solarprodukte GmbH</b> Glogauer Straße 21, D-10999 Berlin Tel/Fax 030-3198554-00/99 <a href="mailto:info@solarc.de">info@solarc.de</a> <a href="http://www.solarc.de">www.solarc.de</a>	<b>Product / Project</b> CSM 36.7000 / Standard	<b>Document</b> Tech. Data Sheet	<b>Issued</b> 11.08.2011	<b>Author</b> AN
	<b>Comments</b> Data subject to change	<b>Document no./ Ref.</b> 2/ A	<b>Modified</b> 10.06.2014	<b>Author</b> AN